3/4	5	6	7
DA-4-DE-2015.1	A/1/50	A/1/50	A-2-E-2011.1
WA160-24,00	Ts/+0+2,0	Ts/+0	WA160-30.00
DA	DHL	DH	DA
Kreuzungsmast	DHL einbauen		Neubau
delta h =0,17m			

Steigbolzen aus Sicherheitsgranden bei FuB 1 oder 3

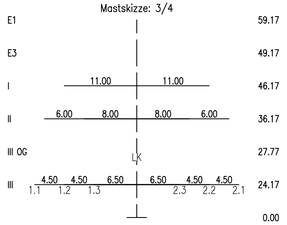

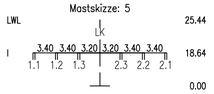

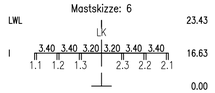

S	Ebene	Traverse
1.1	III	5.50 li.
1.2	III	11.00 li.
1.3	III	6.50 li.
2.1	III	5.50 re.
2.2	III	11.00 re.
2.3	III	6.50 re.
LK	III OG	0.00

Lastfallliste
1 0°
2 40°
3 40° Wind(aus)
4 -5° Eis
5 -5° FUZ
6 80°

180.00 GRAD
200.00 GON

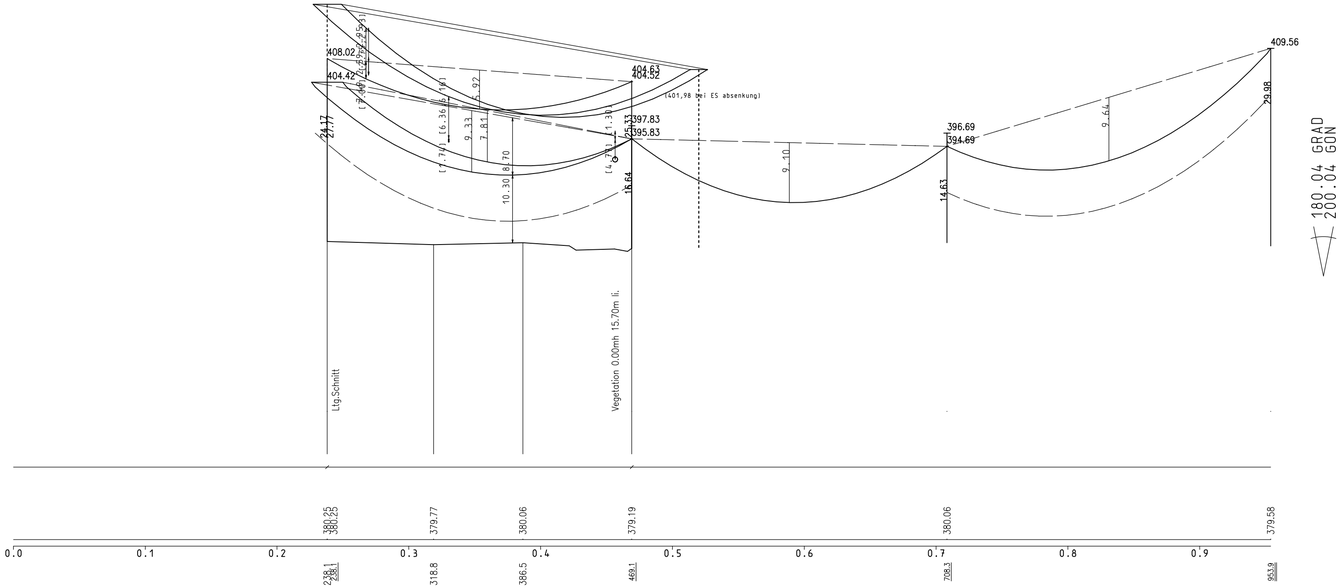

180.04 GRAD
200.04 GON

S	Ebene	Traverse
1.1	I	10.30 li.
1.2	I	6.90 li.
1.3	I	3.50 li.
2.1	I	10.30 re.
2.2	I	6.90 re.
2.3	I	3.50 re.
LK	WL	0.00

Höhenanschluß:
Herkunft :
Lage :

Art, Nr. :
Höhe ü. NN:
Letzte Festl:

231.1 (231.1) (219.2) (242.9)
239.2 (239.2) (239.2) (239.2)
245.6 (245.6) (245.6) (245.6)

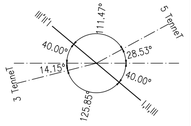



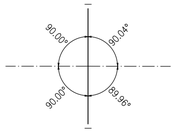

Blatt

bayerwerk

B58

110-kV Hochspannungsfreileitung

Altheim – Geisenhausen

Abschnitt:

Profilplan

Maßstab der Längen 1:2500
Maßstab der Höhen 1: 500

von Mast 3/4 bis Mast 7

SEIL	ART	BUNDEL	SEILTYP / QUERSCHNITT	AUSL.TEMP.	MZS (N/mm²)	HZS (N/mm²)	STATUS
1.1	110	1	TAL/Stalum 185/30	150°		80.90	Soll 12
1.2	110	1	TAL/Stalum 185/30	150°		80.90	Soll 12
1.3	110	1	TAL/Stalum 185/30	150°		80.90	Soll 12
2.1	110	1	TAL/Stalum 185/30	150°		80.90	Soll 12
2.2	110	1	TAL/Stalum 185/30	150°		80.90	Soll 12
2.3	110	1	TAL/Stalum 185/30	150°		80.90	Soll 12
LK	SLH	1	AY/AW 97/48	40°		103.00	Soll 05

Masttypen: WA160-24,00,Ts/+0+2,0,Ts/+0,WA160-30.00
Berechnungsverfahren Ket, Norm VDE 1/11 HSP, g= 9.81 m/s²
1 fache Windlast Zone 1 (50J-Zug/3J-Aus), 1 fache Eislast (Zone 1)

eingetragene Bodenkurve = 7.00 m
DA / L=2.80 m , G=850.0 N ; DH / L=2.00 m , G=750.0 N
ESA / L=0.82 m , G=80.0 N ; ESH / L=0.11 m , G=50.0 N

Änderungen	Datum
Variant Bayernwerksmast 4	12.12.16
Gemeinschaftsmast gedreht	20.11.18

Ausgabe:	20.11.18	11:52:43
Erstellt:	20.11.18	Deindl
Inhalt:	geprüft	

SPIE

bayerwerk

PM-Profil 16.18.12 v4 V-Ver: 5DBMFU:5DBMQ5DBQ5E6-2DB4Z4E0S:6D2N8:6FWDB4E5A(621E-BL09:836)