


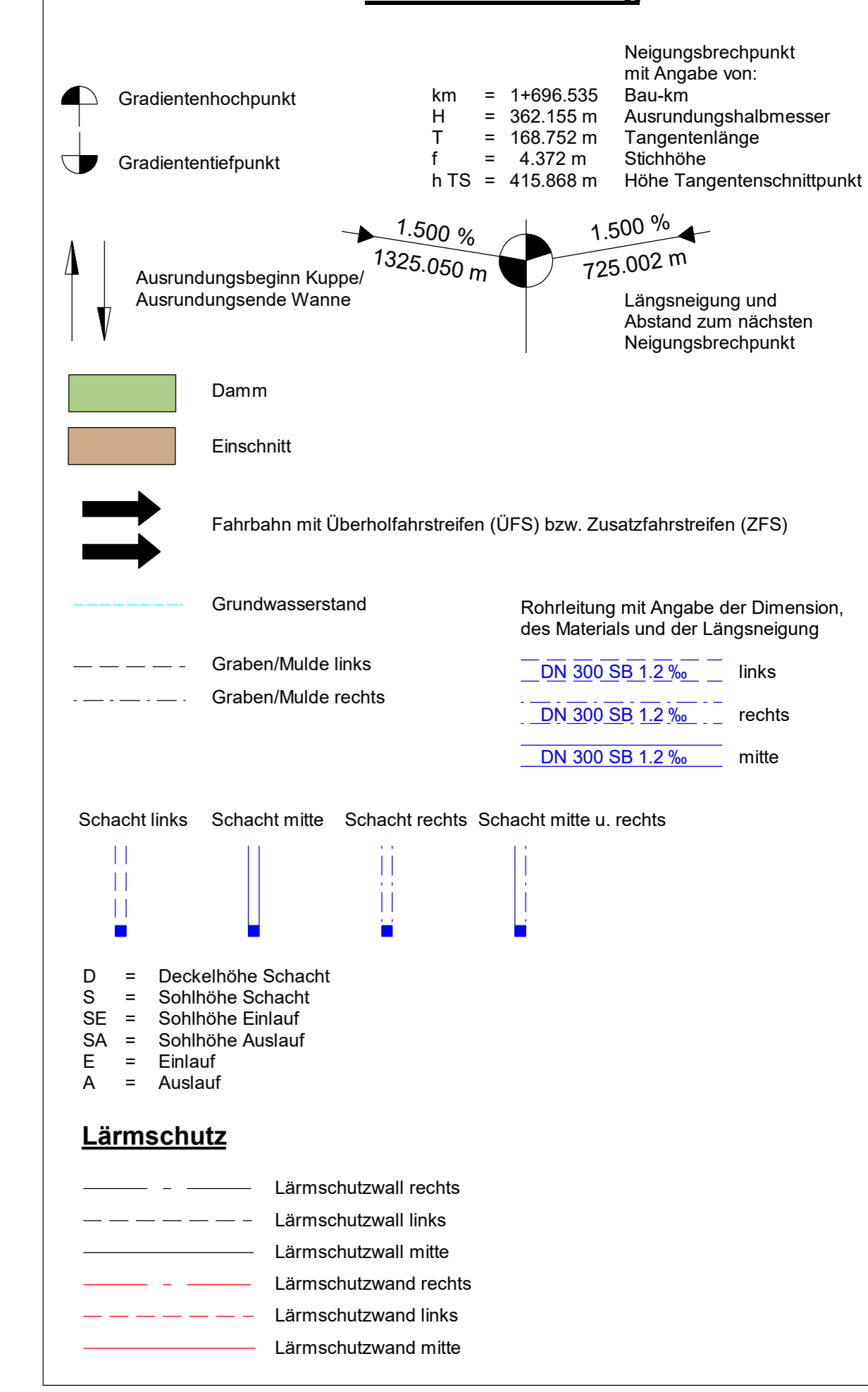
H = -6000,000 m  
T = 195,000 m  
f = -3,189 m  
km = 1+839,524  
TS = 777,136 m

H = -7000,000 m  
T = 164,500 m  
f = -1,933 m  
km = 2+473,531  
TS = 773,035 m

H = 2400,000 m  
T = 114,000 m  
f = 2,708 m  
km = 2+149,638  
TS = 760,980 m

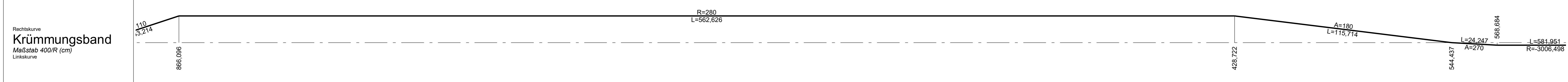
**Bauwerk 01**  
Brücke im Zuge der B 533  
über einem OFW und Graben  
Bau-km 2+147,121  
KW = 100 qm LW = 16,00 m  
BüH = 16,15 m LH = 8,32 m  
MLC 50/50-100 KH = 0,35 m

### Zeichenerklärung



NN 736 m

Station	860,000	865,000	870,000	875,000	880,000	885,000	890,000	895,000	900,000	905,000	910,000	915,000	920,000	925,000	930,000	935,000	940,000	945,000	950,000	955,000	960,000	965,000	970,000	975,000	980,000	985,000	990,000	995,000	1000,000	1005,000	1010,000	1015,000	1020,000	1025,000	1030,000	1035,000	1040,000	1045,000	1050,000	1055,000	1060,000	1065,000	1070,000	1075,000	1080,000	1085,000	1090,000	1095,000	1100,000	1105,000	1110,000	1115,000	1120,000	1125,000	1130,000	1135,000	1140,000	1145,000	1150,000	1155,000	1160,000	1165,000	1170,000	1175,000	1180,000	1185,000	1190,000	1195,000	1200,000	1205,000	1210,000	1215,000	1220,000	1225,000	1230,000	1235,000	1240,000	1245,000	1250,000	1255,000	1260,000	1265,000	1270,000	1275,000	1280,000	1285,000	1290,000	1295,000	1300,000	1305,000	1310,000	1315,000	1320,000	1325,000	1330,000	1335,000	1340,000	1345,000	1350,000	1355,000	1360,000	1365,000	1370,000	1375,000	1380,000	1385,000	1390,000	1395,000	1400,000	1405,000	1410,000	1415,000	1420,000	1425,000	1430,000	1435,000	1440,000	1445,000	1450,000	1455,000	1460,000	1465,000	1470,000	1475,000	1480,000	1485,000	1490,000	1495,000	1500,000	1505,000	1510,000	1515,000	1520,000	1525,000	1530,000	1535,000	1540,000	1545,000	1550,000	1555,000	1560,000	1565,000	1570,000	1575,000	1580,000	1585,000	1590,000	1595,000	1600,000																											
Gradiente	773,471	773,204	772,920	772,632	772,347	772,065	771,787	771,512	771,240	770,972	770,707	770,445	770,186	769,931	769,679	769,430	769,184	768,941	768,701	768,464	768,230	768,000	767,774	767,551	767,331	767,114	766,900	766,690	766,483	766,279	766,077	765,878	765,681	765,487	765,295	765,106	764,919	764,735	764,553	764,374	764,198	764,025	763,854	763,686	763,521	763,358	763,198	763,041	762,887	762,735	762,585	762,438	762,294	762,152	762,013	761,876	761,742	761,610	761,481	761,354	761,230	761,108	760,989	760,873	760,760	760,650	760,542	760,437	760,334	760,233	760,134	760,037	759,942	759,849	759,758	759,668	759,580	759,494	759,410	759,328	759,248	759,170	759,093	759,018	758,945	758,874	758,804	758,735	758,668	758,602	758,538	758,476	758,415	758,356	758,298	758,241	758,186	758,132	758,080	758,029	757,979	757,930	757,883	757,837	757,792	757,748	757,705	757,663	757,622	757,582	757,543	757,504	757,466	757,429	757,393	757,358	757,324	757,290	757,258	757,227	757,197	757,167	757,138	757,109	757,081	757,054	757,028	757,002	756,977	756,952	756,928	756,904	756,880	756,857	756,834	756,812	756,790	756,768	756,747	756,726	756,705	756,685	756,664	756,644	756,624	756,604	756,584	756,564	756,544	756,524	756,504	756,484	756,464	756,444	756,424	756,404	756,384	756,364	756,344	756,324	756,304	756,284	756,264	756,244	756,224	756,204	756,184	756,164	756,144	756,124	756,104	756,084	756,064	756,044	756,024	756,004



1 2 3 4

 <b>WOLF INGENIEURBURO GmbH</b> <small>Freudenberg 10, 94053 Grafau, Bayern Telefon: +49 8555 9020-0 Telefax: +49 8555 9020-39 E-Mail: info@wolf-engineure.de</small>		Projekt-Nr.: 2018-041-00-Ig Datum: Apr 19 Name: Nowak gezeichnet: Apr 19 geprüft: Apr 19 Brunner Datei: PL-LB-1_Pf_PAFE_02	
Staatliches Bauamt Passau Am Schanzl 2 94032 Passau Tel.: 06515017-01, Fax: 06515017-1099, E-Mail: poststelle@stba.bayern.de		bearbeitet: gezeichnet: geprüft: PSP-Nr.: Projekt: Datum:	
Nr.	Art der Änderung	Datum	Zeichen

## FESTSTELLUNGSENTWURF

Straßenbauverwaltung Freistaat Bayern Staatliches Bauamt Passau Straße / Abschn. Nr. / Station <b>B533_460_1,405 - 460_4,569</b> PROJ-Nr.: <b>B 533</b>	Unterlage / Blatt-Nr.: <b>6.1 / 4</b> <b>Höhenplan</b> Achse PLAFE - B533 Maßstab: 1:1000 / 100 <b>B 533</b> <b>Ausbau Grafenau - Hohenau BA I</b> Bau-km -0+150 - Bau-km 2+600
aufgestellt: Staatliches Bauamt Passau  Passau, den 17.03.2023	